

universal busbar support UL (01 508)



Description

Article

Part No.: 01 508

universal busbar support UL

3-pole, with internal screw holes

for busbars 12, 20, 30 x 5, 10

System

60Classic

Product group 06

Subgroup 09

pack size 10

EAN 4021267015084

Advantages of the product

With internal screw holes

can also be used as centre support

Catalog page 2015 : 2/1

eCl@ss 6.1 27400607
eCl@ss 7.1 27400607
ETIM 4.0 EC001166
ETIM 5.0 EC001166

Approvals

Standards

IEC 61439-1:2011

Approvals

CSA, UL, Germanischer Lloyd



for UL feeder circuits >250V

Type number: S620-L

UL file: E123577, UL category (for USA): NMTR <http://www.ul.com>

UL file: E123577, UL category (for Canada): NMTR7 <http://www.ul.com>

CSA file: 110285, CSA class: 3211-37 <http://directories.csa-international.org>

CCC approval: no certification required

Product data

Electrical data

Rated voltage (IEC) AC: 690 V

Rated voltage (UL) AC: 600 V

Power dissipation:

The power dissipation at a typical load of 80% of the rated current results to 0 W.

(The power dissipation for operation with rated current would be 0 W.)

Rated surge voltage U_{imp} : 8 kV

max. permitted voltage (IEC) AC: 1000 V

max. permitted voltage (IEC) DC: 1500 V

short-circuit capacity IEC / EN :

I_{pk} = min. 26kA (2 busbar supports in 580mm distance)

go to calculation for [3-pole system \(IEC\)](#)

short-circuit capacity UL :

SCCR = 22 kA (2 busbar supports in 400mm distance)

go to calculation for [3-pole system \(UL\)](#)

increased short-circuit withstand capacity UL: see mounting instructions

Mechanical data

W x H x D: 20 x 191 x 51

Weight: 14 kg/100

Poles: 3-pole

for busbars: 12, 20, 30 x 5, 10

Material properties

Main temperature stability 125°C,


body: self-extinguishing in acc. to UL 94,
creepage resistance CTI 200,
halogen-free

Screws: screw +/- (PZ2), galvanized, chromized


Reference

To maintain the increased air and creepage sections as per UL 508A, the spacer or the base plate is to be used.


Accessories




01 515
base plate UL
240 x 700



01 518
base plate UL
240 x 1100



01 573
end cover
for busbar supports 01 495, 01 500, 01 508 and 01 484



01 358
fixing piece
suitable for 01 508